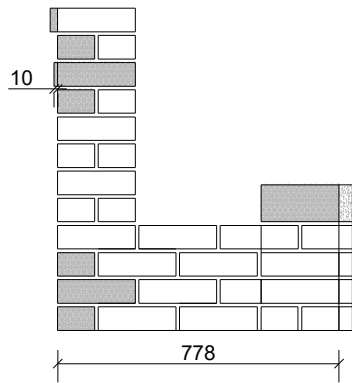
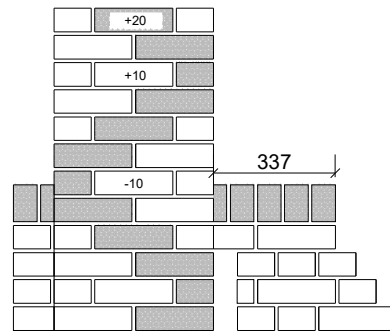


BRICKWORK

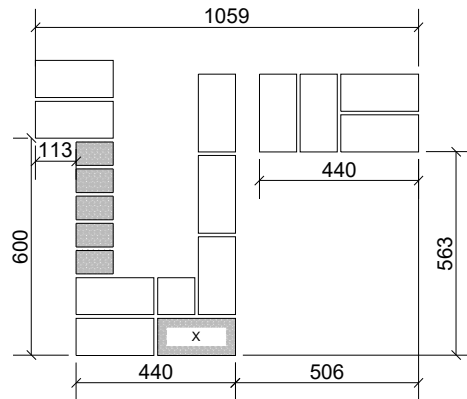
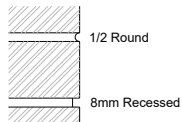
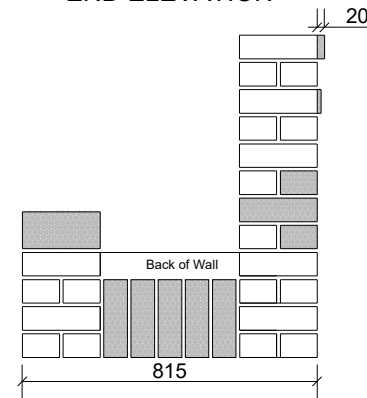
END ELEVATION



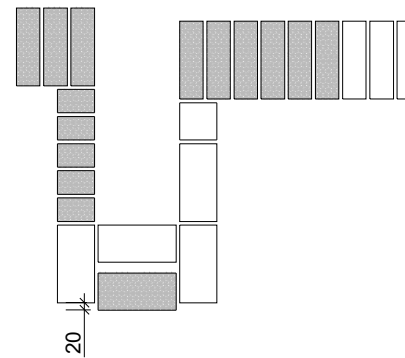
FRONT ELEVATION



END ELEVATION



PLAN OF COURSE ONE



PLAN OF TOP COURSE

SPECIFICATION

All dimensions in mm.

Gauge at 4 courses to 300mm and uniform joints.

Brickwork to be jointed as work proceeds.

Contrast bricks to be 1/2 Round Joint finish.

Main brick to be Recessed 8mm and ironed smooth.

TIME:- 5HOURS

DO NOT SCALE FROM DRAWING

