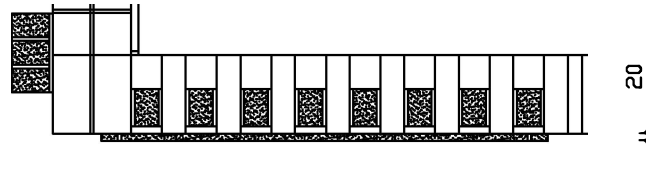
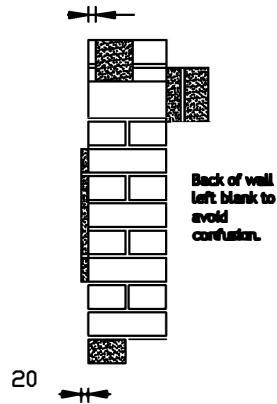


# BRICKLAYING - ADVANCED

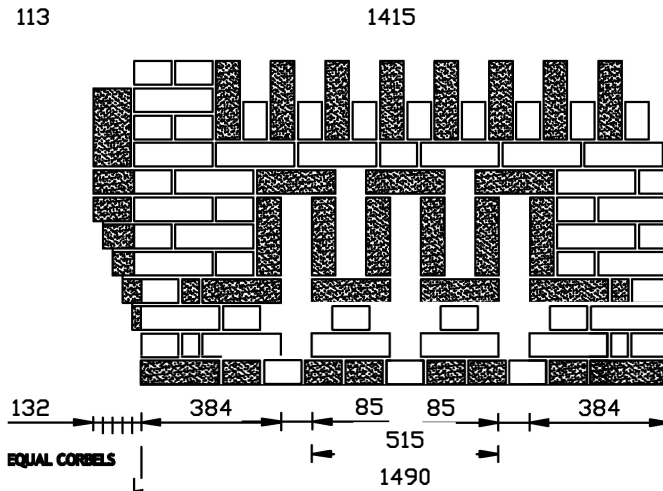
PLAN OF TOP COURSE



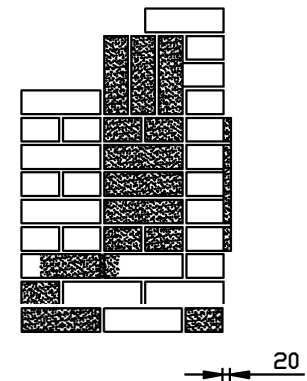
END ELEVATION



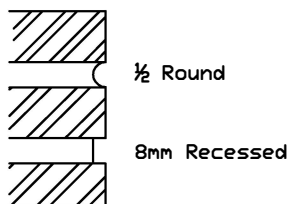

FRONT ELEVATION



END ELEVATION



PLAN OF COURSE 1



**SPECIFICATION**

All dimensions in mm  
 Gauge at 4 course to 300mm and uniform joints.  
 Brickwork to be jointed as work proceeds.  
 All brickwork to be Recessed 8mm and ironed smooth.  
 All contrasting bricks and brick on edge to be 1/2 round joint finish.  
 TIME 6 HOURS  
 DO NOT SCALE FROM DRAWING.

Wales Regional Heats January - February 2020  
 Bricklaying - Advanced  
 SR-302/4-PO-BK-AD  
 Drawn and Designed By: Jon Mellor

Drawing Design Supported by Skillbuild